

# CXP15\*\*SA Series



## FEATURES

*Horizontal discharge condenser is compact in size with an alternative footprint to fit in tight spaces without detracting from landscaping and outdoor living areas. This also makes it great for apartment complexes and condominiums.*

- Variable capacity inverter compressors
- DOE 2023 Compliant in all States: Minimum 15.2 SEER2 in all models
- Less expensive than traditional top-discharge condensing units
- Compact design coupled with standard wall brackets allow for multiple condensing units in the same footprint – ideal for light-commercial applications
- Ultra quiet operation-rated as low as 54 decibels
- Attractive cabinet is galvanized steel with powder coated finish for durability, in attractive neutral color
- Low voltage 24V control system for universal use
- Bio-engineered fan blade designed for efficient, quiet operation
- R454B refrigerant

## COOLING

**5°F (-15°C) – 122°F (50°C)**

## HORIZONTAL DISCHARGE CONDENSER

*1 to 5 Tons*

*Seven models to choose from  
12,000 to 60,000 BTUH*



**Warranty**—7 years on compressor, 5 year on parts  
(Some limitations apply; see printed warranty for details.)

[www.century-hvac.com](http://www.century-hvac.com)

# HORIZONTAL/SIDE DISCHARGE CONDENSER

1=208/230V-1-60

SPECIFICATIONS	CXP1512SA-1	CXP1518SA-1	CXP1524SA-1	CXP1530SA-1	CXP1536SA-1	CXP1548SA-1	CXP1560SA-1
Nom. Cooling Capacity (BTUH)	12,000	18,000	23,000	29,000	34,000	44,000	54,000
Ambient Operation Temp.	5°F - 122°F	5°F - 122°F	5°F - 122°F	5°F - 122°F	5°F - 122°F	5°F - 122°F	5°F - 122°F
SEER 2	15.5	16	15.5	15.2	15.6	15.3	15.6
EER 2	10.5	11.2	10.6	10.2	10.2	9.8	9.8
ELECTRICAL							
Cooling Amps	5.0	5.9	8	12.3	14.5	16.4	21.0
Min. Circuit Ampacity	16.0	16.0	19.0	20.0	25.0	36.0	37.0
Max. Fuse/HACR Circuit Breaker	20.0	20.0	30.0	30.0	30.0	40.0	40.0
SYSTEM COMPONENTS							
Compressor Type	Inverter						
Condenser	Copper/Aluminum Fin & Tube						
LINE SET SPECIFICATIONS							
Liquid Line (inch) (sweat)	3/8	3/8	3/8	3/8	3/8	3/8	3/8
Suction Line (inch) (sweat)	3/4	3/4	3/4	3/4	3/4	3/4	3/4
Max. Ref. Pipe Length (ft)	98	98	164	164	246	246	246
Max. Difference in Elevation¹	66	66	82	82	98	98	98
PHYSICAL CHARACTERISTICS							
Dimensions (in.) W x H x D	31.69 x 21.81 x 12.99	31.69 x 21.81 x 12.99	35.04 x 26.50 x 13.46	35.04 x 26.50 x 13.46	37.24 x 31.89 x 16.14	38.58 x 38.39 x 16.34	37.48 x 52.48 x 16.34
Net Wt/Shipping Wt (lbs)	64.00 / 71.00	66.80 / 73.41	89.29 / 97.00	98.33 / 105.60	134.26 / 144.40	187.17 / 218.48	212.30 / 244.49

**NOTES:**

<sup>1</sup> Oil traps must be installed every 10 feet when outdoor unit is installed above indoor unit.



**12,000,18,000, 24,000, 30,000, 36,000,48,000 BTUH**




**60,000 BTUH**

# HORIZONTAL/SIDE DISCHARGE CONDENSER

1 = 208/230V-1-60

OUTDOOR MODEL	INDOOR MODEL	ELECTRICAL	COOLING PERFORMANCE			REFRIGERANT CONNECTION				REFRIGERANT LINE SIZE		AHRI REFERENCE NUMBERS
	EVAP. COIL/ AIR HANDLERS		SEER2	EER2	AHRI CAPACITY	OUTDOOR (SWEAT)		INDOOR (SWEAT)				
						SUCTION	LIQUID	SUCTION	LIQUID	SUCTION	LIQUID	
CXP1512SA-1	MXP18/24A1A	208/230V-1-60	16	11.2	18,000	3/4	3/8	3/4	3/8	3/4	3/8	TBD
	MXP18/24B1A											TBD
CXP1518SA-1	MXP18/24A1A	208/230V-1-60	16	11.2	18,000	3/4	3/8	3/4	3/8	3/4	3/8	217482471
	MXP18/24B1A											217482472
CXP1524SA-1	MXP18/24A1A	208/230V-1-60	15.5	10.6	23,000	3/4	3/8	3/4	3/8	3/4	3/8	217482473
	MXP18/24B1A											217482474
CXP1530SA-1	MXP24/36A1A	208/230V-1-60	15.2	10.2	29,000	3/4	3/8	3/4	3/8	3/4	3/8	TBD
	MXP24/36B1A											217482475
	MXP24/36C1A											217482476
CXP1536SA-1	MXP24/36A1A	208/230V-1-60	15.6	10.2	34,000	3/4	3/8	3/4	3/8	3/4	3/8	TBD
	MXP24/36B1A											217482477
	MXP24/36C1A											217482478
CXP1548SA-1	MXP48/60C1A	208/230V-1-60	15.3	9.8	46,000	3/4	3/8	3/4	3/8	3/4	3/8	217482479
	MXP48/60D1A											217482480
CXP1560SA-1	MXP48/60C1A	208/230V-1-60	15.6	9.8	54,000	3/4	3/8	3/4	3/8	3/4	3/8	217482481
	MXP48/60D1A											TBD



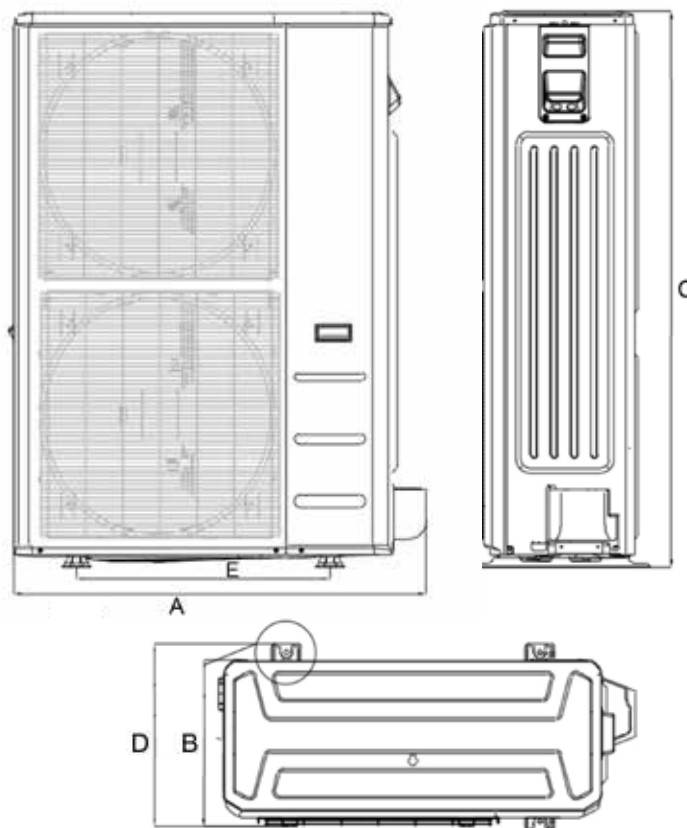
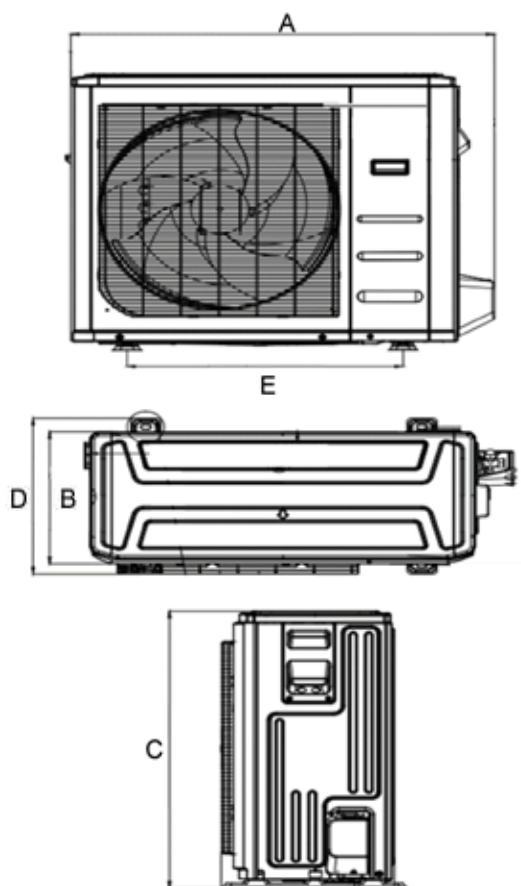
**Full line of AHRI matches to obtain the highest possible of efficiencies.**

**Century**®

## PHYSICAL CHARACTERISTICS & SOUND RATINGS

1=208/230V-1-60

Model	Dimensions					Net/Ship Weight	Sound Ratings (dBA)
	A - width (in.)	B - depth (in.)	C - height (in.)	D - mount depth	E - mount width		
CXP1512SA-1	31 3/4	13	21 3/4	14	20 1/8	64.00 / 71.00	54
CXP1518SA-1	31 3/4	13	21 3/4	14	20 1/2	66.80 / 73.41	54
CXP1524SA-1	35 1/8	13 3/8	26 1/2	14 3/8	26 1/8	82.29 / 97.00	56
CXP1530SA-1	35 1/8	13 3/8	26 1/2	14 3/8	26 1/8	98.33 / 105.60	58
CXP1536SA-1	37 1/4	16 1/4	31 7/8	17 1/4	26 1/2	134.26 / 144.40	58
CXP1548SA-1	38 5/8	16 3/8	38 3/8	17 3/8	24 1/4	187.17 / 218.48	65
CXP1560SA-1	37 1/2	16 3/8	52 1/2	17 3/8	24 1/4	212.30 / 244.49	67



"This product complies with all California product labeling laws including, but not limited to, the Safe Drinking Water and Toxic Enforcement Act of 1986, more commonly known as Proposition 65."

Due to ongoing product improvements, specifications and dimensions are subject to change and correction without notice or incurring obligations. Determining the application and suitability for use of any product is the responsibility of the installer. Additionally, the installer is responsible for verifying dimensional data on the actual product prior to beginning any installation preparations.

Third party incentive and rebate programs have precise requirements as to product performance and certification. All products meet applicable regulations in effect on date of manufacture; however, certifications are not necessarily granted for the life of a product. Therefore, it is the responsibility of the applicant to determine whether a specific model qualifies for these incentive/rebate programs.